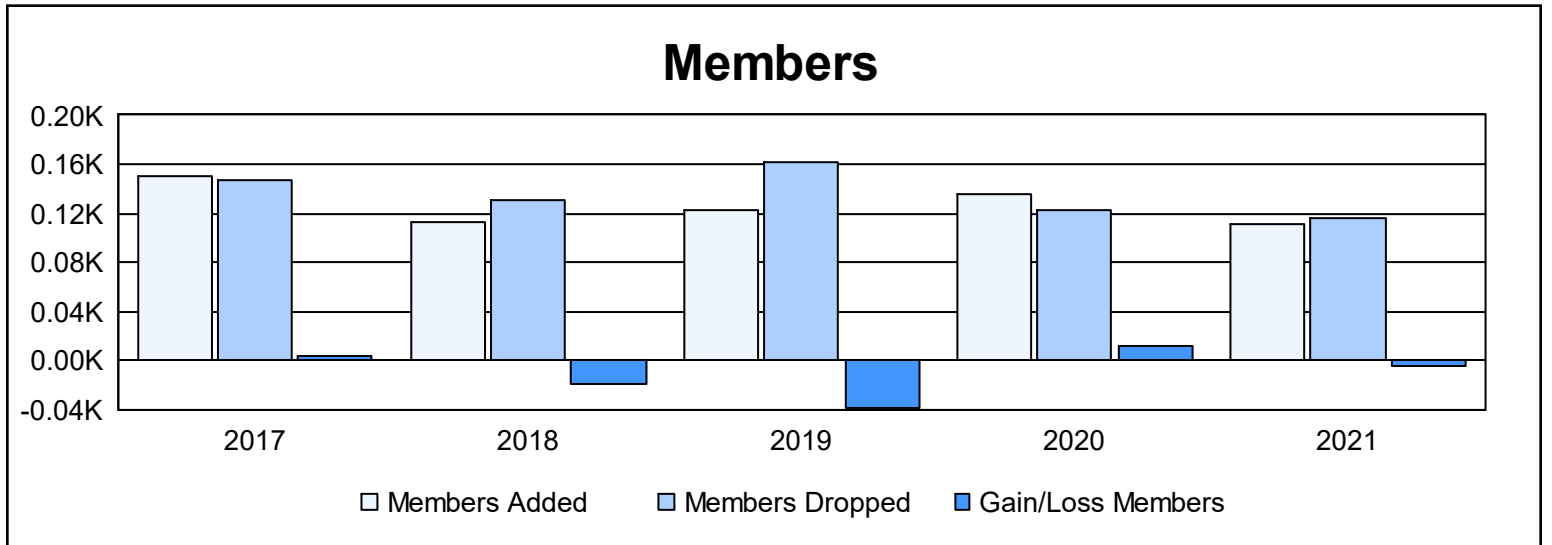

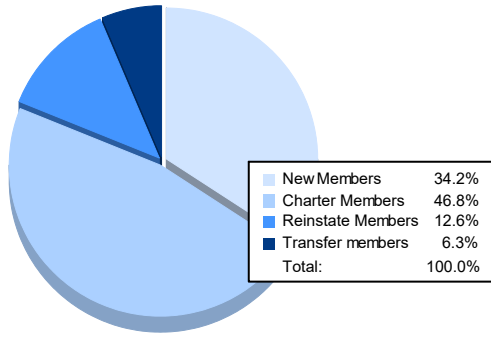


| Year | New Clubs | Dropped Clubs | Gain/ Loss Clubs | New Members | Charter Members | Reinstate Members | Transfer Members | Total Member Added | Total Members Dropped | Gain/ Loss Members |
|----------------|-----------|---------------|------------------|-------------|-----------------|-------------------|------------------|--------------------|-----------------------|--------------------|
| 2016-2017 | 0 | 0 | 0 | 133 | 0 | 12 | 6 | 151 | 147 | 4 |
| 2017-2018 | 0 | 0 | 0 | 99 | 0 | 9 | 4 | 112 | 131 | -19 |
| 2018-2019 | 0 | 0 | 0 | 109 | 0 | 6 | 8 | 123 | 161 | -38 |
| 2019-2020 | 0 | 0 | 0 | 131 | 0 | 1 | 3 | 135 | 123 | 12 |
| 2020-2021 | 2 | 0 | 2 | 38 | 52 | 14 | 7 | 111 | 116 | -5 |
| Average | 0 | 0 | 0 | 102 | 10 | 8 | 6 | 126 | 136 | -9 |



Membership Composition June 2021 Cumulative



Gender Composition June 2021 Cumulative

